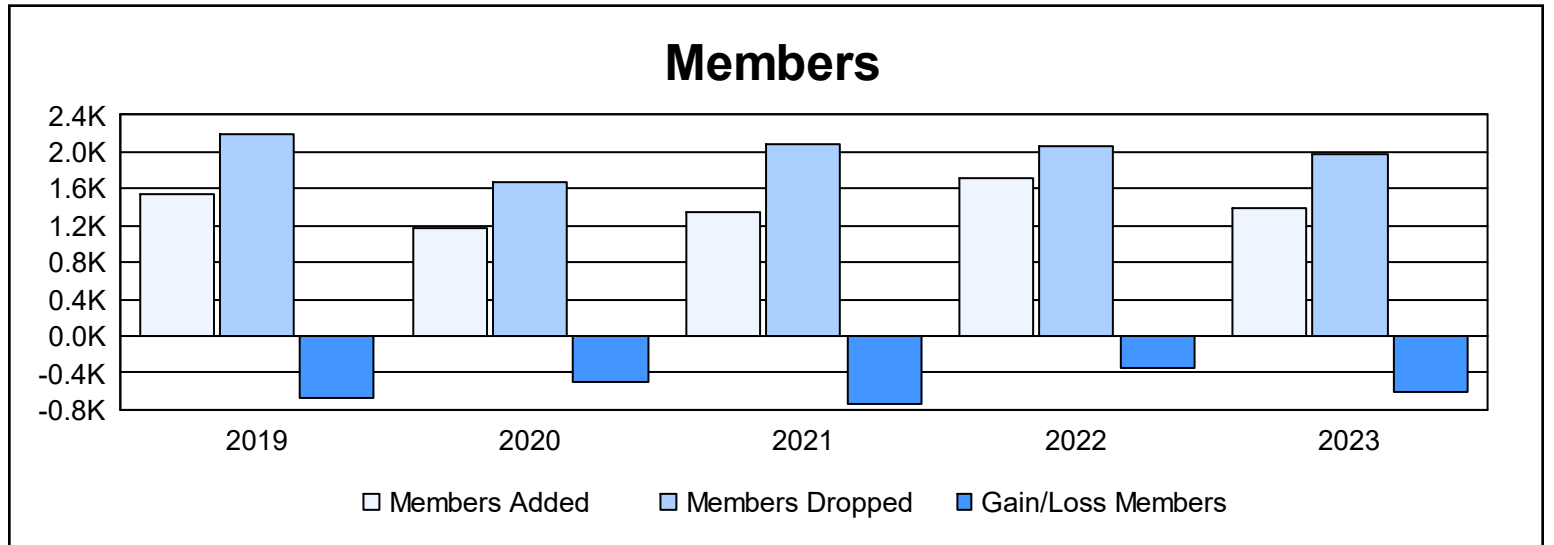
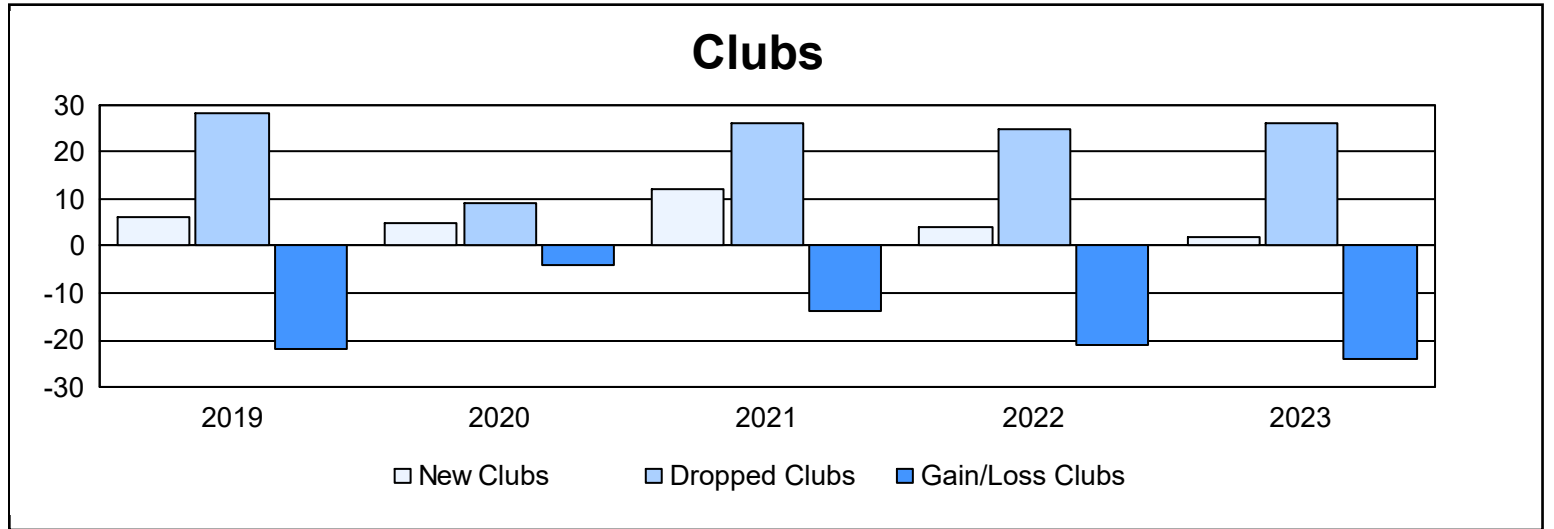
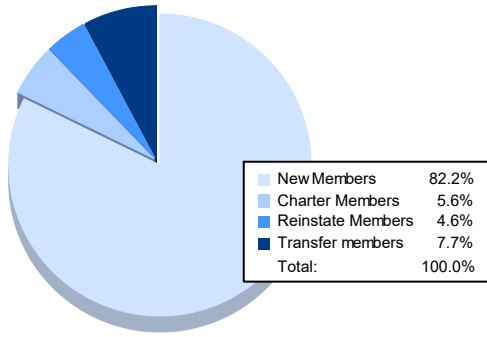


| Year | New Clubs | Dropped Clubs | Gain/ Loss Clubs | New Members | Charter Members | Reinstate Members | Transfer Members | Total Member Added | Total Members Dropped | Gain/ Loss Members |
|----------------|-----------|---------------|------------------|--------------|-----------------|-------------------|------------------|--------------------|-----------------------|--------------------|
| 2018-2019 | 6 | 28 | -22 | 1,220 | 151 | 71 | 95 | 1,537 | 2,201 | -664 |
| 2019-2020 | 5 | 9 | -4 | 937 | 128 | 50 | 65 | 1,180 | 1,673 | -493 |
| 2020-2021 | 12 | 26 | -14 | 878 | 350 | 65 | 51 | 1,344 | 2,078 | -734 |
| 2021-2022 | 4 | 25 | -21 | 1,417 | 111 | 100 | 80 | 1,708 | 2,065 | -357 |
| 2022-2023 | 2 | 26 | -24 | 1,134 | 77 | 63 | 106 | 1,380 | 1,986 | -606 |
| Average | 6 | 23 | -17 | 1,117 | 163 | 70 | 79 | 1,430 | 2,001 | -571 |



Membership Composition June 2023 Cumulative



Gender Composition June 2023 Cumulative

